


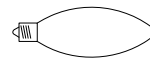
CRYSTORAMA

LIGHTING THE WAY FOR SIXTY YEARS

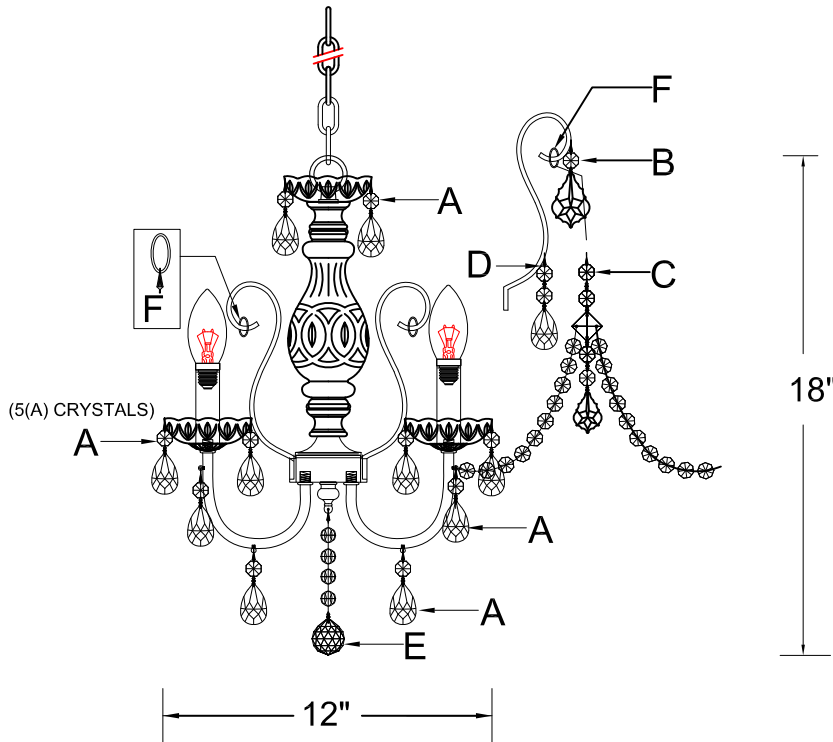
ASSEMBLY INSTRUCTION MODEL #3224-CH-CL-MWP



All electrical components must be installed by a licensed electrician in accordance with the National Electric Code and the appropriate local electrical codes.



You will need 4-Candelabra Base Bulb
40 Watts Recommended 60 Watts Max
USE LED BULBS FOR EXTENDED USE



DETAILED ILLUSTRATION


A



B



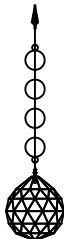
C



D



E



F



Crystal Sets

- A. 33Sets. (1)14mm + AS9-1.5"
- B. 4Sets. (1)14mm + AS20-2"
- C. 4Sets. (24)14mm + (1)18mm Square + AS20-1.5"
- D. 4Sets. (2)14mm + AS9-1.5"
- E. 1Piece. (4)10mm + AS8-30mm Ball
- F. 4Sets. (1)O Ring

WARNING: This product can expose you to Lead, which is known to the State of California to cause cancer and/or birth defects or reproductive harm. For more information go to www.P65Warnings.ca.gov

CRYSTORAMA

LIGHTING THE WAY FOR SIXTY YEARS

PART NUMBER MODEL #3224-CH-CL-MWP

Part Number

Part Numbers

- A. (2)-Wire Connector
- B. (1)-Mounting Plate
- C. (2)-Outlet Box Screws
- D. (1)-Lock Washer
- E. (1)-Hex Nut
- F. (1)-Nipple
- G. (1)-Canopy; w5" x h1" (XFB3226CHCAN5IN)
- H. (1)-Collar Ring
- I. (1)-Collar Loop
- J. (1)-Chain; 72",4mm (XFB3226CHCHA4MM)
- K. (1)-Ground Wire
- L. (1)-Column
- M. (1)-Frame
- N. (1)-Finial (XFB3226CHFIN)
- O. (4)-Candle Sleeve; h4" (XFB3226CHCDL4IN)
- P. (4)-Bobecbe; Ø4", 24mm hole, 5pin (XFB3226CHBOB4IN)

PART BAG I : Includes Parts A,C

PART BAG II : Includes Parts B,D,E,F,H,I

