

Studio Oval

All Hydro Systems Studio Collection bathtubs and whirlpools are backed by our exclusive 5 year limited warranty and include the standard features.

Available Sizes:

60" L x 42" W x 20" D
80 Gallons

66" L x 42" W x 20½" D
85 Gallons

72" L x 42" W x 20¾" D
90 Gallons



Studio Model Feature:

White/Almond/Bone/Natural
 Acrylic/Fiberglass Bathtub
 Integral Wood Base
 6 Jets Adjustable/Directional
 Air Switch
 Silent Air Induction
 Anti-Vortex Safety Suction
 1¼ hp UL Listed Pump, mounted
 Sturdy Cardboard Box

Optional Equipment

Available as Tub only, Thermal Air, Whirlpool

Inline Heater

Waste & Overflow

Polished Chrome
 Polished Brass

System Trim

Polished Chrome
 Polished Brass

Hydro Coat

Hydro Express Quick Ship

Approvals & Listings

Commonwealth of Massachusetts
 UPC & USPC - US & Canada



Electrical Component

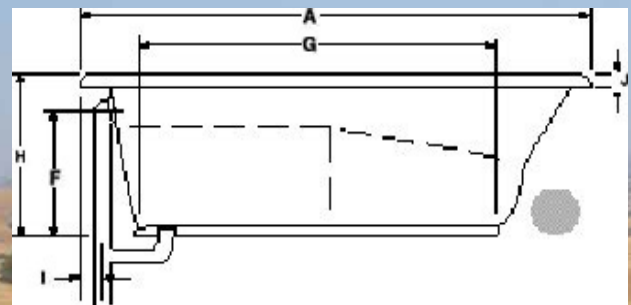
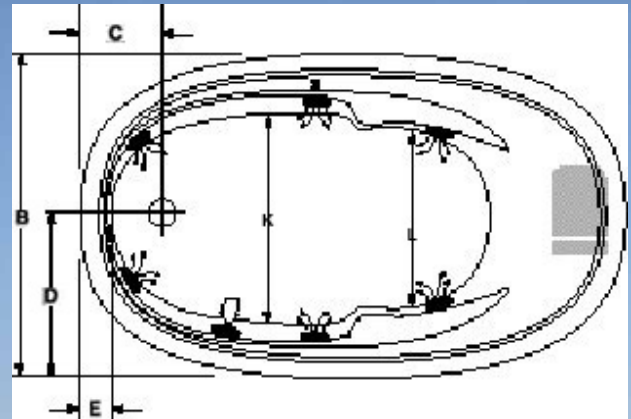
Electrical Requirements





Whirlpool (1.25 HP Single Speed Pump, 120V)	1 Dedicated 20 Amp GFCI Circuit
Thermal Air (1 HP Blower with 600 Watt Heater)	1 Dedicated 20 Amp GFCI Circuit
Inline Heater	
600 W	Shares Pump Circuit
1500 W	1 Dedicated 20 Amp GFCI Circuit

Studio Oval



Must be set in Mortar Base



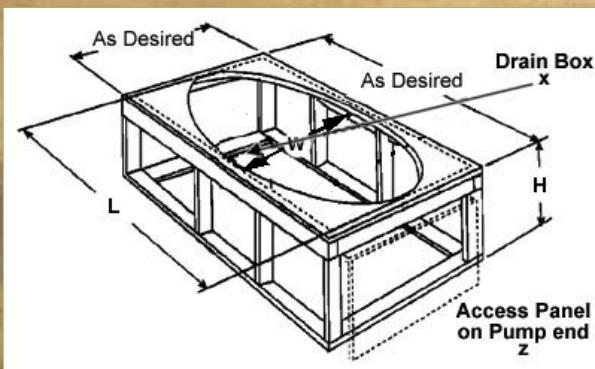
-  Pump motor
-  Jets
-  Anti-vortex suction
-  Overflow location

AS SHOWN:
Whirlpool option w/ standard jets

ALSO AVAILABLE:
Soaking Tub Only, Thermal Air,

Model	GC	AC	A	B	C	D	E	F	G	H	I	J	K	L	Jet	Pump	Wat.Cap.
6042	N/A	√	60"	41½"	11"	20¾"	4½"	17"	39"	20"	3"	1¾"	26"	22"	6	1.25	80 gal.
6642	N/A	√	66"	41½"	11"	20¾"	4½"	17"	44½"	20½"	3"	1¾"	26"	22"	6	1.25	85 gal.
7242	N/A	√	72"	41½"	11"	20¾"	4½"	17"	50"	20¼"	3"	1¾"	26"	22"	6	1.25	90 gal.

Framing Dimensions



Island Drop-In

Model	(L)ength	(W)idth	(H)eight Finish
6042	58"	39½"	19¼"
6642	64"	39½"	19¼"
7242	70"	39½"	19½"